

# SLIMLINE HOUSINGS

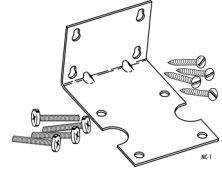
(Cartridge Purchased Separately)

## 5" HOUSINGS



PART #	PORTS	DESCRIPTION	O'RING
24/EK	1/4"	5" Clear Sump	23/CL
24/EK/W	1/4"	5" White Sump	23/CL
NO5SL13	1/2"	5" Opaque sump	23/CL
NO5SL20	3/4"	5" Opaque sump	-

### SPARE PARTS



APP6  
BRACKET

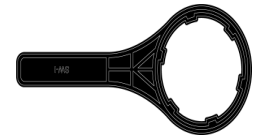
## 10" HOUSINGS OPAQUE



PART #	PORTS	DESCRIPTION	O'RING
NO1OSL6	1/4"	With PRV	23/CL
NO1OSL6A	1/4"	No PRV	23/DR
NO1OSL13	1/2"	Opaque 125psi	23/CL
NO1OBLK13	1/2"	Black 200psi	23/AB
NO1OSL20	3/4"	With PRV	23/DR



O'RING  
(see table)



SW1  
SPANNER

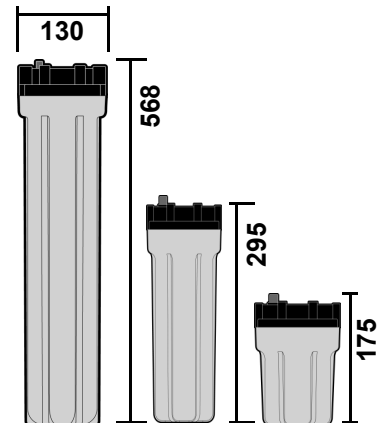
## 10" HOUSINGS CLEAR



PART #	PORTS	DESCRIPTION	O'RING
NO1OCL6	1/4"	Clear NO PRV	23/CL
NO1OCL6A	1/4"	Clear NO PRV	23/DR
NO1OCL13	1/2"	Clear With PRV	23/CL

### DIMENSIONS

20" 10" 5"



## 20" HOUSING OPAQUE



PART #	PORTS	DESCRIPTION	O'RING
NO2OSL13	1/2"	20" Opaque	23/CL